

CITY OF KIRTLAND

ORDINANCE NUMBER 20-O-53

AN ORDINANCE AUTHORIZING THE DIRECTOR OF PUBLIC SAFETY AND FIRE CHIEF TO ENTER INTO A CONTRACT TO PURCHASE A 2020 MCCOY MILLER AMBULANCE FROM BURGESS AMBULANCE SALES, INC., AND DECLARING AN EMERGENCY.

WHEREAS, the Director of Public Safety and the Chief of the Fire Department have determined that the City needs a new ambulance for its Fire Department to maintain the safety of its patients and City personnel; and

WHEREAS, the Fire Chief has recommended the purchase of a 2020 McCoy Miller 170” module, mounted on a Ford F550 4x4 chassis through Burgess Ambulance Sales, Inc.; and

WHEREAS, Burgess Ambulance Sales, Inc., an authorized dealer of the McCoy Miller ambulances, has provided a quote of its demo ambulance for the purchase price of \$217,144.00; and

WHEREAS, Burgess Ambulance Sales, Inc. has indicated that this demo ambulance is available for sale to the City of Kirtland only for a limited time; and

WHEREAS, the Fire Chief has recommended the purchase of the ambulance at the quoted price and pursuant to the terms of the Contract, proposal, specification document, and elevations, which are all attached hereto as Exhibit A and incorporated herein; and

WHEREAS, the Kirtland Fire Department has indicated through a memorandum titled “Covid-19 Transport Ambulance,” attached hereto as Exhibit B and incorporated herein, the need for said ambulance purchase to help prevent the spread of COVID-19 when transporting infected patients; and

WHEREAS, Chief Hutton has authored and signed a form titled “Coronavirus Relief Fund Local Government Assistance,” attached hereto as Exhibit C and incorporated herein, detailing that this is a necessary expenditure due to the public health emergency with respect to the COVID-19 pandemic, that it was not a planned expense for this year’s budget, and is utilized to help prevent the spread of the virus, safely transport patients, and protect personnel; and

WHEREAS, this Council has recently passed 20-R-49 authorizing the City to execute contracts for the purchase of equipment that is directly related to the COVID-19 pandemic and to

issue payment from the City's COVID-19 Relief Fund in accordance with the purposes and manner so prescribed by the United States Treasury, the Ohio Legislature, and the City's policies; and

WHEREAS, due to the current state of emergency in Ohio stemming from the COVID-19 pandemic, the Kirtland Community Center has been closed to protect both the community and the staff from potential infection; and

WHEREAS, Kirtland Codified Ordinance 220.25 requires the posting of copies of enacted legislation for fifteen consecutive days in three places within the City, those being City Hall, the Kirtland Public Library, and the Kirtland Community Center; and

WHEREAS, Kirtland Codified Ordinance 220.25 grants City Council the authority to modify the posting requirement.

NOW, THEREFORE, BE IT RESOLVED by the Council of the City of Kirtland, County of Lake and State of Ohio, that:

SECTION 1: The Mayor and/or the Chief of the Kirtland Fire Department are hereby authorized and directed to enter into the sales agreement with Burgess Ambulance Sales, Inc. for the purchase of a 2020 McCoy Miller 170" module, mounted on a Ford F550 4x4 chassis for the purchase price of \$217,144.00, a copy of said contract is attached hereto as Exhibit A and incorporated herein.

SECTION 2: This Council hereby declares that said purchase is a necessary expenditure due to the public health emergency with respect to the COVID-19 pandemic, that it was not a planned expense for this year's budget, and it is utilized to help prevent the spread of the virus, safely transport patients, and protect the City's personnel.

SECTION 3: This purchase is hereby declared to be an eligible purchase pursuant to Resolution 20-R-49 and the CARES Act. Therefore, the sum of \$217,144.00, or so much thereof as may be needed, be and is hereby appropriated to pay the cost thereof from the COVID-19 Relief Fund.

SECTION 4: The Mayor and Fire Chief are hereby authorized to sign any documents to complete the purchase as described herein.

SECTION 5: The City Council, pursuant to its authority in Kirtland Codified Ordinance, Section 220.25 and due to the COVID-19 pandemic, hereby modifies the requirement to post this enacted legislation in three places and requires the following:

1. The Clerk of Council is hereby directed to post the enacted legislation in City Hall and the Kirtland Public Library for fifteen (15) consecutive days after the effective date of this legislation; and

- 2. Due to the closure of the Kirtland Community Center, the Clerk of Council is not required to post said enacted legislation in that location; and
- 3. The Clerk of Council is hereby directed to post the enacted legislation on the City of Kirtland’s website for fifteen (15) consecutive days after the effective date of this legislation.

SECTION 6: It is found and determined that all formal actions of this Council concerning and relating to the passage of this Ordinance were passed in an open meeting of this Council, and that all deliberations of this Council and of any of its committees that resulted in such formal action were in meetings open to the public, in compliance with all legal requirements including Section 121.22 of the Ohio Revised Code.

SECTION 7: This Ordinance is hereby declared to be an emergency measure necessary for the preservation of the public peace, safety and welfare of the citizens of the City of Kirtland. The emergency is necessary in order to allow the City to enter into the sales contract before the ambulance is purchased by another municipality and to ensure the health and safety of the City’s personnel and those being transported in an ambulance during this COVID-19 pandemic. Therefore, this Ordinance shall be in full force and effect immediately upon its passage by the affirmative vote of five (5) members of Council and approval by the Mayor, otherwise this Ordinance shall be in effect from and after its adoption at the earliest period allowed by law.

First Reading: _____
 Second Reading: _____
 Third Reading: _____

DATE PASSED: _____

 President of Council

Submitted to the Mayor for his
 Approval on this _____ day of
 _____, 2020.

ATTEST:

Approved by the Mayor on this ____
 day of _____, 2020.

 Clerk of Council
 Purchase 2020 Ambulance

 Mayor Kevin F. Potter



CONTRACT

THIS AGREEMENT is made on _____, 2020 between Kirtland Fire Department, Kirtland, OH, and Burgess Ambulance Sales, Inc., of Loudonville, Ohio ("Contractor").

Witnesseth:

That the parties, in consideration of the agreements contained below to be met by the respective parties, agree as follows:


Contractor agrees to sell, furnish, and deliver for Kirtland Fire Department the following:
 (1) 2020 McCoy Miller 170" module, mounted on a Ford F550 4x4 chassis, for the sum of \$217,144.00.


Contractor agrees to furnish and deliver said ambulance strictly in accordance with the quote supplied, hereto and made a part of this agreement.

IN WITNESS WHEREOF, Kirtland Fire Department has caused this contract to be signed, and the contractor has executed this contract the day and year aforesaid.

BURGESS AMBULANCE SALES, INC.

KIRTLAND FIRE DEPARTMENT


 Matt Young: Sales Representative





September 24nd, 2020
Kirtland Fire Department
Attn: Tony Hutton

Dear Chief Hutton,

The following is a proposal, through State Term Schedule, for one (1) 2020 McCoy Miller 170" module stock unit, mounted on a Ford F550 4x4 chassis for the sum of \$209,294.00. This price includes all standard features, paint, stripe and lettering per customer specifications, and the options listed in the enclosed production order.

**If you wish to purchase and Install an Opticom Preemption System, please add \$1,900.00 to the above quoted price.*

**If you wish to purchase Code 3 Vital Vio LED UV Lights please add \$350 each to the above quoted price (we recommend 2 per truck).*

**If you wish to purchase a Hoseline HEPA Filter system, please add \$1,100.00 to the above quoted price.*


**If you wish to purchase an Evergreen System, please add \$3,200.00 to the above quoted price.*

**If you wish to block off a section of the ALS cabinet, please add \$950.00 to the above quoted price.*

**If you wish to add all of the above quoted items, your total cost will be \$217,144.00.*

Delivery of this unit shall be approximately 60-90 days after scheduled completion date. Please call me with any questions, comments or concerns at 800-541-9518. Payment in full is due upon delivery.

Sincerely,
BURGESS AMBULANCE SALES, INC.



Matt Young
Sales Representative



McCoy Miller®

REV GROUP

McCoy Miller Stocks	McCoy Miller Stocks F-550 4x4 (170") Scott Hornberger 529843, KC
---------------------	---

Exp. Date: 09/03/2020
 Quote No: PINKED-0002
 Job/Order No: 529843
 AMBULANCE: MM-1-170ME Type I Model 170 Medic

08/05/2020 16:24:12 WO#: 529843 Page 1

PART NO	S	DESCRIPTION	QTY	ID	REF. NO
00-00-0050		== Type I Model 170 Medic - 2.166 06/05/20 == Order Coordinator - Kendra Coneo -855-661-9232 EXT 281	1	SJC	BID INFORMATI
03-00-0100		AMBULANCE CONVERSION This unit built in accordance with KKK-A1822-F CN 10 This unit as specified meets all requirements of KKK-A1822-F Change notice 10. All cabinets shall be labeled as to their capacity Rating.	1	SJC	CONVERSION
03-39-5400		Conversion, Type I, Model 170 Medic 19-1	1	SJC	10814215
04-20-2000		-- Conversion, Type I, Headroom, 72" (Standard)	1	SJC	MODULE CONS
04-20-3710		-- Conversion, Type I, Body Width, 96" (Standard)	1	SJC	04203710C
04-20-7100		-- Conversion, Type I, Body Length, 170" (Standard)	1	SJC	04206940C
04-70-7510		-- Conversion, Aisle Space, 47" (Standard)	1	SJC	
12-20-0121		-- Rub Rails, Skirt Line, One (1) Set 3" "C-Channel" Style -170 Module "C" channel rub rail with 45 degree ends mounted on 1/4" Nylon spacers.	1	SJC	12200121C
05-28-5361		CHASSIS Chassis, 2020 Ford F-550SD XLT, 4x4, 193" WB, 19,500 GVWR Diesel 20-3	1	SJC	10797889
05-98-0100		-- Ford Chassis Standard Warranty - 3 Years/36,000 Miles	1	SJC	
05-98-0500		-- Domestic Chassis	1	SJC	
06-00-0110		-- OEM Supplied - Jack w/handle	1	SJC	
06-00-0120		-- OEM Supplied - Lug Wrench	1	SJC	
06-00-0413		-- Running Boards, One (1) Pair ADP with Gripstrut (Type I) Ford	1	SJC	06000413C
06-20-0100		-- OEM Mirrors STD	1	SJC	CHASSIS COMP
06-50-0319		-- Rear Suspension - Liquid Spring- 2017+ F550, 19.5k GVWR, 4x4 Dump Feature activated by the Left rear access door. Override switch to be on rear entry door Ignition switch Hot, Standard. Per KKK, the rear suspension shall only lower the module when the vehicle is in park and the parking brake is set.	1	SJC	10141272
06-50-1000		-- Suspension, Rear, Installed Prior to Body Mounting	1	SJC	06501000C
06-60-0200		-- Rubberized Vinyl Cab Flooring STD	1	SJC	CHASSIS COMP
06-70-0100		-- Spare Tire, Shipped Loose Deletes the mounting bolt, nut and plate	1	SJC	CHASSIS COMP
06-70-5600		-- Wheel Sims - Phoenix 19.5", Set of Four (4) Install Brand Logo Labels in center of Cap	1	SJC	06705600C
06-80-0130		-- Air Fill Extensions, Rear Tires (19.5"), Phoenix "Air Max" Installed per the manufacturer's instructions	1	SJC	2600051
12-70-0110		-- DEF/Urea Tank Fill Bezel -Ford	1	SJC	12700110C
12-35-0310		-- DEF Tank Fill Splash Guard, Brushed Stainless Steel Installed below DEF fill to protect body - attach to body using double sided tape - no screws - make sure edges are sanded smooth	1	SJC	12350310C

PART NO	S	DESCRIPTION	QTY	ID	REF. NO
32-12-0100		<i>/-- No Block Heater Switch Required</i> The chassis block heater will be the OEM pigtail under hood.	1	SJC	INT. ELEC. COM
36-10-0105		<i>/-- Cab/Chassis Lighting Package, Ford F450</i>	1	SJC	EXT. ELEC. CO
37-15-0210		<i>/-- Warn. Light, Grille, Pass. Side, Whel 500 LED Warn. Ford F, Cast</i>	1	SJC	EXT. ELEC. CO
49-29-2015		<i>/-- Whelen, 500 TIR6, Red, LED, Clear Lens w/o flange</i>	1	SJC	H4-04-5713
50-00-3202		<i>/-- Grille Bezel, Cast, 2020 F-Series Ford, Pass. Side Upper</i>	1	SJC	10813047
50-00-8200		<i>/-- Deutsch water proof connector</i>	1	SJC	50008200C
37-25-0210		<i>/-- Warn. Light, Grille, Driver Side, Whel 500 LED Warn. Ford F, Cast</i>	1	SJC	EXT. ELEC. CO
49-29-2015		<i>/-- Whelen, 500 TIR6, Red, LED, Clear Lens w/o flange</i>	1	SJC	H4-04-5713
50-00-3212		<i>/-- Grille Bezel, Cast, 2020 F-Series Ford, Driver Side Upper</i>	1	SJC	10813048
50-00-8200		<i>/-- Deutsch water proof connector</i>	1	SJC	50008200C
37-35-0610		<i>/-- Warn. Light, Inters., Pass Side, Whel 500 LED Warn. 15° F450,</i>	1	SJC	EXT. ELEC. CO
49-29-2015		<i>/-- Whelen, 500 TIR6, Red, LED, Clear Lens w/o flange</i>	1	SJC	H4-04-5713
50-00-1045		<i>/-- Whelen, 500 series Chrome Flange TIR6 Only</i>	1	SJC	H4-10-0040
50-00-8200		<i>/-- Deutsch water proof connector</i>	1	SJC	50008200C
37-45-0610		<i>/-- Warn. Light, Inters., Driver Side, Whel 500 LED Warn. 15° F450,</i>	1	SJC	EXT. ELEC. CO
49-29-2015		<i>/-- Whelen, 500 TIR6, Red, LED, Clear Lens w/o flange</i>	1	SJC	H4-04-5713
50-00-1045		<i>/-- Whelen, 500 series Chrome Flange TIR6 Only</i>	1	SJC	H4-10-0040
50-00-8200		<i>/-- Deutsch water proof connector</i>	1	SJC	50008200C
55-18-0116		<i>/-- Siren Speakers, Cast in bumper, 2020 Ford F-Series w/ McCoy Logo</i>	1	SJC	10813066
50-00-8200		<i>/-- Deutsch water proof connector</i>	2	SJC	50008200C
57-10-0055		<i>/-- Heat/AC, F1, Hoseline, Combo, with "Cool Wall" Recessed Condenser</i> Note: Adding an external condenser is recommended !!	1	SJC	10553628
57-20-0111		<i>/-- Thermostat, Hoseline Digital ILOS</i> With cover over standard switch location. Mount probe in front of evaporator	1	SJC	1050008
57-12-0140		<i>/-- Heat / AC System Installed Above ALS Cabinet</i> Install Diamond Grade Blue Reflective Material behind McCoy Logo.	1	SJC	ENVIRONMENT
57-18-0110		<i>/-- Booster Pump - 12V Ford F Series</i> Install in the water supply line to the heater	1	SJC	
69-06-0500		<i>/-- Console, Cab, Ford Type 1, MultiSpec Aluminum, CN11</i>	1	SJC	69060500C
69-06-0720		<i>/-- Multispec Color: Misty Gray MS99-6028</i>	1	SJC	69060720C
		CHASSIS COMPONENTS AND ACCESSORIES	1	SJC	CHASSIS COMP
06-50-1999		Front End Alignment, None- QC Check -Standard	1	SJC	
		MODULE CONSTRUCTION	1	SJC	MODULE CONS
08-10-0101		Roof Construction, 2X2 Extrusions (Standard)	1	SJC	MODULE CONS
08-20-0251		Wall Construction, 2x2 Extrusions (Standard)	1	SJC	MODULE CONS
08-30-0110		Pass-Thru, Type I, w/ Sliding Plexi Window Sliding window to be framed on the module side using extruded aluminum sliding cabinet door framing components	1	SJC	08300110C
08-50-0111		Floor Construction, Wood Sub Floor (Standard)	1	SJC	08500101C
08-60-0101		Body-to-Chassis Mounting, Type I (Standard)	1	SJC	
08-70-0020		<i>Drop Skirt, 6 inches forward of rear wheels, Both sides</i>	1	SJC	35-11-0300
14-60-0126		<i>/-- Stepwell, Double Step, ILOS, Type 1</i> (new code)	1	SJC	55-90-6000
14-60-0210		<i>/-- Stepwell, Side Entry, Removable Grip Strut Insert IATS</i> Recessed removable grip strut section w/drain hole steps should be approx 10"D	1	SJC	1109976
		UNDERCOATING and INSULATION	1	SJC	MODULE CONS
10-10-0100		Insulation, Walls and Ceiling, R11 Fiberglass Batt (Standard)	1	SJC	1000413
10-10-0400		Insulation, Entry Doors, 1.875" Plank Foam	1	SJC	10100400C
10-10-0560		<i>Insulation Enhancement, Reflectix, Walls, Ceilings, Entry Doors.</i>	1	SJC	10100560C
10-10-0750		<i>Insulation, Floor, Reflectix Foil Lined Bubble Wrap</i> Reflectix foil lined bubble material to be installed between the wood and metal floor in the patient compartment	1	SJC	10100750C
10-10-0910		<i>Spray Foam wheel well area</i>	1	SJC	10100910C

PART NO	S	DESCRIPTION	QTY	ID	REF. NO
		EXTERIOR BODY TRIM and ACCESSORIES	1	SJC	MODULE TRIM
12-05-0100		Drip Rail Trim Mouldings Over Door Openings (Standard) with square edge	1	SJC	12050100C
12-10-0100	S	Stone Guards, ADP, Front Wall, 22" high, Type 1 ADP on the lower front wall of the module full width - see prints	2	SJC	12100100C
12-30-0120		Fenderettes, One (1) Pair Polished Aluminum	1	SJC	12300120C
12-35-0100		Fuel Fill Bezel, Cast Aluminum (Standard), Type 1	1	SJC	1000775
12-35-0220		Fuel Fill Splash Guard, Brushed Stainless Steel installed below fuel fill to protect body - attach to body using double sided tape - no screws - make sure edges are sanded smooth	1	SJC	12350220C
12-40-0110		Rear Bumper , F1/C1, ADP Bumper pods, Flip-Up step Rounded bumper pods	1	SJC	12400110C
12-45-0100		Rear Kickplate, ADP (Standard)	1	SJC	12450100C
12-45-0530		Tow Eyes, Rear, Chrome, One (1) Pr. in Cast Tow Eye Boxes Seal edges with Silver Caulk.	1	SJC	12450530C
12-45-0210		/-- Tow Eyes-Chrome	2	SJC	1009003C
12-45-0230		/-- Tow Eyes Nuts	2	SJC	12450230C
12-45-0240		/-- Tow Eyes Box - Cast Products	2	SJC	12450240C
12-50-0100		License Plate Bracket, Recessed (Standard) When mounting bracket, please put fluid film on all mounting screws. Seal edges with Silver Caulk.	1	SJC	12500100C
50-00-8100		/-- License Plate Light, LED	1	SJC	50008100C
12-55-0610		Mudflaps, Rear, One (1) Pair Rubber, w/Logo w/ McCoy Logo	1	SJC	12550610C
		COMPARTMENT CONSTRUCTION and COMPONENTS	1	SJC	COMPARTMENT
14-15-1130		Streetside-Front Compartment (#1), Smooth Alum, Sweep-out, Full Height ILOS .090" smooth, DA finish Add cut out and removable panel to forward wall of compartment. Attach with 10x24 screws. Place foam tape behind panel to prevent rattling.	1	SJC	14150130C
14-20-1155		Streetside Compartment #2, Smooth Alum., 3" Dished Floor, Mid Height ILOS .090" smooth, DA finish, 3" dished floor-dogleg for drawer under A/A	1	SJC	14200155C
14-30-1190		Streetside Wheelwell Compartment (#3) - Delete	1	SJC	14301190C
69-36-0020		/-- CPR Seat w/ Fixed Backrest and Hinged Seat (STD) Fixed backrest, keeps hinged seat lid - includes latch for seat. Includes Gas strut hold open. (no Pop Up)	1	SJC	69360020C
69-38-0213		/-- "U" Barrier Bar, Padded, 6 7/8 x 7 1/2, 1.5 inch SS, CPR Seat, Royal Blue Mounted at the front of the CPR side seat vertically in line with the Padded head cushion on the upper AA cabinets.	1	SJC	10567193
14-35-1155		Streetside-Rear Compartment (#4), Smooth Alum. 3" Dished Floor ILOS .090" Smooth Alum. 3" Dished Floor-mid height	1	SJC	14350365C
14-45-1185		Curbside-Rear Compartment (#5), Smooth Alum. 3" Dished Floor, Full Height ILOS .090" smooth alum. DA Finish - 3" dished floor	1	SJC	14450185C
14-50-1155		Curbside Intermediate Compt (#6), Smooth Alum., 3" Dished Floor, Standard Height .090" smooth aluminum w/ DA finish -3" Dished Floor - see prints	1	SJC	14500185C
14-65-0300		ALS Compartment Door (#8)	1	SJC	14650100C
14-70-0310		Compartment, Curbside (#9) Smooth .090" aluminum, sweep out style floor, front hinged door w/ single center mounted Nader, install nylon strap as door hold-open	1	SJC	14700310C

PART NO	S	DESCRIPTION	QTY	ID	REF. NO
15-10-0105		Protective Coating (Polyurethane) for Compartments, Standard Light Gray standard Coating to be applied to compartment walls, floor and ceiling	6	SJC	15100105C
15-10-0420		Vertical Divider, Fixed, Smooth Aluminum in SS#1 Compartment SS1 compartment - DA finish Divider shall be 17" deep Above measurements include the rod	1	SJC	1100151C
15-10-0510		Vertical Divider, Fixed, Smooth Alum. ILOS - CS-Rear Comp't. Curbside-rear compartment - DA finish-compartment #5 Divider shall be 17" deep - centered	1	SJC	3F-10-1103C
15-10-1012		Aluminum Adjustable Shelf in SS#2 (Standard) .125" smooth aluminum, includes four shelf brackets and black pinch trim installed on the outside edge of the shelf	1	SJC	15101012C
15-10-1050		Adjustable Shelf in Streetside-Rear (#4) Comp't. (Standard) .125" smooth aluminum, includes two shelf brackets and black pinch trim installed on the outside edge of each shelf	1	SJC	15101050C
15-10-1110		Adjustable Shelf IATS Shelf/shelves to be full depth (2" less than the depth of the compartment, For compartments except #5 the measurement shall be 17" for compartment #5 the depth shall be 19"). Compartment #5- forward of divider, 3 shelves	3	SJC	15101110C
15-10-1210		Compartment Adjustable Shelf Tracks, Unistrut	1	SJC	15101210C
15-10-1800		Dri Deck Tiles on Compartment Shelves & Floors Includes Dri Deck matting on all compartments, shelves, and trays, including ALS cabinet	1	SJC	COMPARTMENT
15-10-1830		-- Plastic Tile Color - Black (STD) MODULE DOOR CONSTRUCTION and COMPONENTS	1	SJC	1101018
16-10-0111		Door Construction (Standard) w/Hidden Jambs	1	SJC	MOD. DOORS /
16-10-0310		-- Electrical Feed to Required Doors - Spring Protector SILL PROTECTORS	7	SJC	16100310C
16-20-1055		-- Sill Protectors, Stainless, All Compts and Entry Doors	1	SJC	16201055C
16-20-0100		Compartment and Entry Door Latching Hardware (Standard) Compartment doors in excess of 30" tall shall receive dual nadir pins	1	SJC	MOD. DOORS /
16-20-0200		Handle, Module Compt, Trimark 2015 Chrome/Black, Locking Paddle - Curbside	4	SJC	3U-40-0507
16-20-0250		Handle, Module Compt, Trimark 2015 Chrome/Black, Locking Paddle - Streetside	3	SJC	3U-40-0509
16-20-1125		Compartment Door, Dual Leaf Door STD Compartment #2	1	SJC	MOD. DOORS /
16-20-0300		-- Latch, Paddle, Trimark 2015, Chrome/Black Non locking, For STRS Trailing Door	1	SJC	16200300C
16-20-1410		Compartment Door Hold Open - Gas Strut (per Compartment)	7	SJC	1100512
16-22-0300		Curbside Entry Door, Size Other Than Standard 34" Wide	1	SJC	MOD. DOORS /
16-22-2005		-- Curbside Entry Door Closer - Gas Strut 35#	1	SJC	40-10-7750
16-22-1350		Handles, Patient Entry, Trimark Paddle with "Safety Latches" CS and Rear access doors all have exterior handles.	1	SJC	16221350C
16-24-0110		Rear Entry Doors	1	SJC	16240100C
16-24-3000		-- Rear Entry Doors, (1) Pair 3 1/2" Cast Grabber Door Checks The grabbers shall be located on the bottom of the doors.	1	SJC	16243000C
		HEHR WINDOWS			
16-30-0100		Window, Side Entry Door, Upper, Dark Tint black frame	1	SJC	MOD. DOORS /
			1	SJC	

PART NO	S	DESCRIPTION	QTY	ID	REF. NO
16-35-0010		-- Window, 19" X 18" Dark Tint Slider	1	SJC	16350010C
16-35-0200		-- Clamp Ring - Window 19" X 18" - 2.28" Wall	1	SJC	16350200C
16-30-0600		Window, Rear Entry Door, Upper, Dark Tint black frame	2	SJC	
16-35-0030		-- Window, 19" X 18" Dark Tint Fixed	2	SJC	16350030C
16-35-0200		-- Clamp Ring - Window 19" X 18" - 2.28" Wall	2	SJC	16350200C
		REFLECTORS	1	SJC	EXT. ELEC. CO
16-40-0110		2" x 2.75" Reflector - Red (standard) installed on the lower rear of the streetside and curbside just above the rubrail and in the right corners of the rear wall just above the rear riser.	4	SJC	
		MISCELLANEOUS BODY COMPONENTS	1	SJC	MODULE CONS
		ELECTRICAL FEATURES and COMPONENTS	1	SJC	INT. ELEC. COM
		12 VOLT POWER COMPONENTS	1	SJC	INT. ELEC. COM
31-10-0120		12 Volt Load Center Location [J-Box] (Standard)	1	SJC	
31-10-0211		12 Volt Electrical System, Printed Circuit Board Carling rocker switches	1	SJC	INT. ELEC. COM
31-00-0100		-- 12 Volt Electrical System, Excel	1	SJC	31000100C
31-15-0195		-- Console Gauge, Voltmeter incorporated in the front switch panel	1	SJC	31150195C
53-12-0105		-- <i>I-Warning Light Flasher, Vanner 9860GCPE (Standard)</i> Lights are to flash Triple Burst and alternate between the lights. Wired to grille, intersection, rub rail, and thru window lights if available.	1	SJC	HU-24-6400
53-12-01SR X		-- <i>Warning Light Programming</i> SRC2020068F REF#2 Switch will be located in the electrical cabinet and labeled. Switch must be easily assessable when cabinet is open. All "upper" warning lights must be programmed to, default, so warning lights can switch through patterns at the same time. Upper warning lights only	1		
31-10-0510		Power Locks for Module Entry Doors Includes actuator, actuator connector, actuator plgtall, relay connector - one switch installed on CS entry door , one switch installed on the lower panel of CS rear entry door Includes tie in to OEM cab chassis doors (including Key faubs if chassis is so equipped)	1	SJC	31100510C
31-10-0530		Power Locks for Compartment Doors Includes actuator, actuator connector, actuator plgtall, relay connector - Use same switch as entry doors compartment #1,2,4,5,6,8,9	7	SJC	31100530C
31-10-0560		Remote Power Switch to Activate Cab & Module Door Locks Install:passenger side behind grille	1	SJC	1800026
31-10-0715		-- <i>Intermotive CAN module for 2017+ Ford F-series</i>	1	SJC	10518881
31-15-0183		Alarm, Low Voltage, Audio/Visual Light in cab console and Buzzer in cab.	1	SJC	31150182C
31-20-0135		Module Power Disconnect Switch, w/ A&J Timer, Ford Type 1 mounted in the J-box and wired to operate with the ignition switch w/ 5 minute delay unless indicated otherwise. There shall be a "Timer Bypass" switch located on the Driver's side of the console.	1	SJC	10287402
31-20-0150		-- Auto Shut Down Timer (Kill Circuit) NONE	1	SJC	
32-26-0414		-- <i>Inverter/Charger, Xantrex Freedom HW1000W/55A charger</i> switch in action area	1	SJC	10168517

PART NO	S	DESCRIPTION	QTY	ID	REF. NO
		mount in compartment #2			
31-20-0320		<i>/-- Battery charger is included in selected inverter</i>	1	SJC	
31-25-0100		12 Volt Recepts, Cigarette Lighter Style, Two(2) (1) in the Action Area, (1) in the ALS cabinet, E1 upper left hand corner unless specified otherwise	1	SJC	INT. ELEC. COM
31-00-0400		<i>/-- 12 Volt Recepts, Cigarette Lighter Style</i>	2	SJC	1800258
31-25-0181		<i>Outlet, Kussmaul, USB Dual Port, 5VDC, 3 Amp output, switch panel Style</i> (1) Located on the passenger side of the center console (1) located in the action area (1) at head of s/b above podium	3	SJC	6A-22-5250
31-25-0210		<i>Speakers, for AM/FM Radio, One (1) Pair Ceiling Mounted</i> With volume control in action area	1	SJC	31250210C
		Mount speakers above rear entry doors-with vinyl padding see prints			
31-25-0360		<i>Clock, Digital, 12V, Franklin 4" 12/24 Hour Display ILOS</i> Mount above rear entry doors-recessed w/ vinyl padding	1	SJC	
31-00-0560		<i>/-- Clock, Digital, 12V, Franklin 4" 12/24 Hour Display ILOS</i>	1	SJC	31000560C
31-25-0510		<i>Conduit w/ Pull Wire, 1 1/2", Cab To Action Area</i> 1 1/2" flexible plastic conduit - from cab, behind driver's seat, to action area	1	SJC	31250510C
		125/220 VOLT WIRING AND COMPONENTS			
32-10-0100		125 Volt AC Wiring And Components Electrical system - 120-Volt	1	SJC	INT. ELEC. COM
			1	SJC	INT. ELEC. COM
32-14-0700		<i>Shoreline, 20A Kussmaul "Super Auto-Eject", White cover</i> Located above compt #2.	1	SJC	6F-90-4101
32-26-0115		Refer to Part #31-20-xxxx for Specific Inverter Information	1	SJC	INT. ELEC. COM
32-30-0100		Recepts, (3) AC Hospital Grade Duplexes (1) In Action Area, (1) In Defib. area, (1) in ALS cabinet E1 upper left hand corner	1	SJC	INT. ELEC. COM
32-00-0100		<i>/-- Recepts, Interior 125V AC Hospital Grade Duplex</i>	3	SJC	32000100C
32-30-0210		<i>/-- Recept, 125V AC Hospital Grade Duplex, Interior IATS</i> (1) C/S between seats (1) above podium	2	SJC	1800219
32-00-0100		<i>/-- Recepts, Interior 125V AC Hospital Grade Duplex</i>	2	SJC	32000100C
		INTERIOR LIGHTING AND COMPONENTS			
33-10-0155		<i>Dome lights, 6 Diode, Whelen LED Eight (8)</i>	1	SJC	INT. ELEC. COM
33-00-0120		<i>/-- Dome lights, 6 Diode LED, Whelen 80C0EJCR</i>	8	SJC	33000120C
33-10-0190		Dome Lights, Curbside Activate on Opening of Entry Doors Curbside dome lights shall automatically light on their "low" setting when the rear entry doors or the side entry door is opened. (BATTERY HOT thru Timer) ECN 1785	1	SJC	33100190C
33-10-0360		<i>Timer, 30 Minute w/ Hold Feature</i> installed in the curbside wall adjacent to the side entry door - see prints	1	SJC	33100360C
33-10-0660		Light, Side Entry Stepwell, (1) Recessed 3/4" 2 diode LED installed in the right forward stepwell wall - NOTE: apply silicone to the back side of the flange to seal the light to the diamond plate - wire the light to operate when the side entry door is open	1	SJC	INT. ELEC. COM
53-30-0160		<i>/-- 3/4" Recessed 2 diode LED</i>	1	SJC	53300160C
33-10-0730		Entry Door LED Warning Lights - Whelen OS Series Installed at bottom of entry doors - see prints - lights are to flash whenever the module entry doors are open and battery power is enabled. If this is not a multiplex system, it will also require a w/qwag flasher and three (3)	1	SJC	INT. ELEC. COM

PART NO	S	DESCRIPTION	QTY	ID	REF. NO
		4-prongs relays. Add magnetic switch to left entry door leaf.			
50-00-7220		-- Whelen OS series, Flashing - RED	3	SJC	50007220C
33-10-0880		Action Area Light, LED 8" Strip Light activated by a switch on the rear switch console. Mount as close to rear wall as possible.	1	SJC	33100880C
33-10-1007		Handheld Spotlight - Sho-Me 200,000 CP, (STD)	1	SJC	10131387
33-10-1100		-- Spotlight Mounting Location (Required)	1	SJC	
33-10-1120		-- Spotlight Mounting Location, Hardwire to console	1	SJC	
33-10-2060		ALS Cabinet Lights, 2" Recessed 9 diode LED	2	SJC	INT. ELEC. COM
53-30-0140		-- 2" Recessed 9 diode LED	2	SJC	53300140C
		EXTERIOR LIGHTING and COMPONENTS	1	SJC	
		DOT LIGHTING	1	SJC	
34-25-0710		DOT Clearance and Marker Lighting (Front/Rear Module Walls) - Whelen OS	1	SJC	EXT. ELEC. CO
50-00-7200		-- Whelen OS series - RED	7	SJC	HF-12-9650
50-00-7210		-- Whelen OS series - AMBER	7	SJC	HF-12-9050
34-25-0740		DOT Clearance and Marker Lighting (Side Walls)-Whelen OS Two (2) red LED body marker/clearance lights are to be mounted at the rear streetside vertical extrusion at approximately the midway point in accordance with FMVSS requirements. See attached drawings. Two (2) red LED body marker/clearance lights are to be mounted at the rear curbside vertical extrusion at approximately the midway point in accordance with FMVSS requirements. See attached drawings.	1	SJC	EXT. ELEC. CO
50-00-7100		-- DOT Clearance and Marker Lighting RED - Whelen OS series	2	SJC	EXT. LIGHT PRI
50-00-7200		-- Whelen OS series - RED vertical on rear corner post	2	SJC	HF-12-9650
		ARROW LIGHTBARS	1	SJC	EXT. ELEC. CO
38-89-9010		Warning Lights, Rear, Wire Pair to Brake Light Circuit IATS chevron lights	1	SJC	1200900
38-89-9410		Rear Scene Lights, Activate on Opening of Rear Entry Doors Module power on, Rear Load lights come on when the rear doors are open, with ON/OFF switch on Dash panel.	1	SJC	38899410C
38-89-9500		Rear Scene Lights, Do NOT Activate on Reverse Gear	1	SJC	38899500C
		STOP, TAIL, TURN, AND BACKUP LIGHTING	1	SJC	EXT. ELEC. CO
45-35-0510		T/B/T/BU Lights, Whelen,4x6,LED,single turns Includes one (1) pair of brake/tail lights, one (1) pair of turn signals, and one (1) pair of back-up lights mounted on the rear exterior module wall.	1	SJC	EXT. ELEC. CO
49-22-3220		-- Whelen,4X6,Amber,Turn LED,w/ flange	2	SJC	49223220C
50-00-1020		-- Whelen, 4x6 Chrome Flange	2	SJC	H2-10-0050
49-22-4210		-- Whelen,4X6,Red,Brake/Tail LED,w/ flange	2	SJC	49224210C
50-00-1020		-- Whelen, 4x6 Chrome Flange	2	SJC	H2-10-0050
49-22-5230		-- Whelen,4X6,Clear,Backup LED Min,w/ flange	2	SJC	49225230C
50-00-1020		-- Whelen, 4x6 Chrome Flange	2	SJC	H2-10-0050
47-40-9400		CS Scene Lights, Do NOT Activate on Opening of Entry Door	1	SJC	47409400C
		Side Scene Lights	1	SJC	
		Two each side standard location			
49-24-5665		-- Whelen,7x9,Clear 24 Diode LED,Scene,w/ flange	4	SJC	HK-20-110M
50-00-1070		-- Whelen, 7x9 Chrome Flange for Super-LED	4	SJC	FU-38-0100
		Rear Scene (Load) Lights	1	SJC	
		Two on rear standard location.			
49-24-5665		-- Whelen,7x9,Clear 24 Diode LED,Scene,w/ flange	2	SJC	HK-20-110M
50-00-1070		-- Whelen, 7x9 Chrome Flange for Super-LED	2	SJC	FU-38-0100
47-90-9400		SS Scene Lights, Do NOT Activate on Opening of SS Compartment Doors	1	SJC	
47-90-9500		Side Wall Scene Lights, Do Not Activate on Reverse Gear	1	SJC	
		EXTERIOR WARNING LIGHTS	1	SJC	EXT. LIGHT
49-20-2215		Whelen,3x7,Red,LED Flashing, Clear Lens,w/ flange (1) streetside-over wheel well (1) curbside-over wheel well Externally flash-prim/sec-triple burst	2	SJC	H5-58-0320

PART NO	S	DESCRIPTION	QTY	ID	REF. NO
50-00-1000		<i>/-- Whelen, 3x7 Chrome Flange</i>	2	SJC	H5-59-1000
49-24-2215		<i>Whelen, 7x9, Red, LED Flashing, Clear Lens, w/ flange- 90RR5FCR</i> Externally flash-prim/sec-triple burst (6) Front of module (2) rear of module (2) C/S on module (2) S/S on module	12	SJC	FU-40-0105
50-00-1070		<i>/-- Whelen, 7x9 Chrome Flange for Super-LED</i>	12	SJC	FU-38-0100
49-24-2220		<i>Whelen, 7x9, Amber, LED Flashing, Color Lens, w/ flange- 90AA5FAR</i> Externally flash-prim/sec-triple burst (1) center rear of module	1	SJC	FU-40-0112
50-00-1070		<i>/-- Whelen, 7x9 Chrome Flange for Super-LED</i>	1	SJC	FU-38-0100
49-24-2230		<i>Whelen, 7x9, Clear, LED Flashing, Clear Lens, w/ flange- 90CC5FCR</i> Externally flash-prim only -triple burst (1) front of module center light	1	SJC	FU-40-0114
50-00-1070		<i>/-- Whelen, 7x9 Chrome Flange for Super-LED</i> WARNING LIGHT and HEADLIGHT FLASHERS AUXILIARY LIGHTING	1	SJC	FU-38-0100
			1	SJC	EXT. ELEC. CO
			1	SJC	EXT. ELEC. CO
53-30-01SR X		<i>Patient Compartment Blue LED Strip Lighting</i> SR#2020141R-1 Ref #7 SAP #:10139205 Patient Compartment Blue LED Strip Lighting - Blue strip lighting on street side and curbside (@ ankle level when sitting in module) SS: Run from rear exit to front of action area and CS: Run from rear exit to front of bench (Kenequip Blue LED strip light) floor level lighting, curbside and street side. Lights to be facing down toward the floor.	1		10139205
53-34-0140		<i>Compartment Lights, 2" Recessed 9 diode LED</i> - if installed below the floor line, seal backside of flange w/ foam tape (1) Compartment #1 (2) Compartment #2 (2) compartment #4 (3) compartment #5 (1) compartment #6 (1) compartment #9	10	SJC	EXT. ELEC. CO
53-30-0140		<i>/-- 2" Recessed 9 diode LED</i>	10	SJC	53300140C
53-44-0180		<i>Running Board Light, LED, (1) Pair 2" Recessed</i> Installed in the lower front module wall to illuminate the cab running boards when the cab doors are open	2	SJC	EXT. ELEC. CO
53-30-0140		<i>/-- 2" Recessed 9 diode LED</i>	2	SJC	53300140C
53-60-1010		<i>Chevron Lights (4 rows) Each side, Tecniq LED</i> Tecniq LED angled lights on rear of module like chevron lighting, to operate as brake, turn & warning lights with stainless steel trim. Brake override warning lights and warning lights override turns. Street side rear: (4) rows on module (12) Lights Curbside rear: (4) rows on module (12) Lights Location: Between Lights thru windows and Taillight package D21-AC00-1 Emergency Accessory Light, Amber LED D21-RC00-1 Emergency Accessory Light, Red LED Three light heads per row and each row wired individually to flasher. Pattern (from top to bottom) - Red/Amber/Red/Amber on module wall	1	SJC	10762014

PART NO	S	DESCRIPTION	QTY	ID	REF. NO
AUDIBLE WARNING DEVICES					
55-00-0010		Refer to Chassis Section Above for Correct Siren Speakers	1	SJC	INT. ELEC. COM
55-10-0100		Back-up Alarm, Auto Reset, 97 dBA (Standard)	1	SJC	INT. ELEC. COM
55-12-0230		Siren, Whelen 295SLSA1	1	SJC	F0-11-3501
COMMUNICATION PROVISIONS AND EQUIPMENT					
55-35-0110		Antenna, Coax DELETE	1	SJC	55120230C
55-36-0120		Antenna Base, w/Coax IATS Port 1 terminates behind drivers seat Port 2 terminates in action area	2	SJC	INT. ELEC. COM 1850024
55-38-0110		Radio Power and Ground Wires IATS 10 ga. power (red) and ground (black) wired to a breaker In the J-box - Terminate: Ignition Hot (1) Behind driver's seat (1) In action area	2	SJC	1800008
55-00-0130		<i>/-- Antenna Power and Ground</i>	2	SJC	
55-00-0200		<i>/-- Breaker, 20 AMP</i>	2	SJC	
55-46-0155		Camera - Exterior Back-Up, Roscoe over Rear Doors for F-series Install one (1)Rosco white IR color camera. Exterior mounted and connected to vehicle's OEM display.	1	SJC	10819575
ENVIRONMENTAL SYSTEMS AND COMPONENTS					
57-24-0100		Exhaust Fan, Single 12V Blower (Standard)	1	SJC	ENVIRONMENT
57-00-0101		<i>/-- Exhaust Fan, 3", 12V Blower</i>	1	SJC	ENVIRONMENT
57-00-0110		<i>/-- Cowl Vent - 4" Polished</i> Specify Location: (1) power vent-rear of module under drivers side warning light	1	SJC	57000101C 57000110C
57-00-0120		<i>/-- Rectagular Vent - 8"x4" Polished</i> (1)Compartment #1 door (1) Above C/S door	2	SJC	57000120C
INTERIOR FEATURES and COMPONENTS					
ENTRY DOOR FINISHES and COMPONENTS					
60-10-0130		Entry Doors Liners, Full Length Design	1	SJC	INTERIOR COM
60-10-0320		<i>/-- Entry Doors, Full Length Liners, Brushed Stainless Steel, STD</i> Attach using stainless or black oxide screws w/ finish washers	1	SJC	INTERIOR FINIS 60100320C
60-10-0380	S	<i>/-- Entry Doors, Lock Box Cover, Blue/White reflective striping (McCoy Logo)</i> Attach using stainless or black oxide screws w/ finish washers Blue/White SAP #: 10817802	1	SJC	10817802
62-10-0150		Entry Door Grab Bars, 1.25" S/S, 45°"V" Style Backer plates must be installed inside door before sending unit to paint.	3	SJC	62100150C
WALL MOUNTED GRAB BARS					
62-20-0300	S	Wall Mounted Grab Handles, (1) lower section of the ALS cabinet. (1) curbside rear lower cabinet (1)mounted on the podium mounted at 45% left of the CS Step	3	SJC	INTERIOR COM
62-20-0130		<i>/-- Grab Bar(s), 1.25" x 12" Smooth Aluminum</i> CEILING GRAB BARS	3	SJC	62200130C
62-30-000S	X	On/Off Switch For Grab rail lighting SR#C2020061F REF#6 Hansen Grab Bars and patient compartment Blue LED strip lighting will have an On/Off switch in the action area switch panel.	1	SJC	10169614

PART NO	S	DESCRIPTION	QTY	ID	REF. NO
		(SO-SWI-1C6115)			
		Price included in option picks for hansen rail/ankle lghts			
62-30-01SR X		Hansen 96" Grab Bar, Above Cot ILOS SR#2020081F REF #1 Hansen #STKTRAIL96-BLUE 96" Knurled aluminum overhead grab rail, lghted with end stanchions and center stanchion	1		10546252
		With rubber inserts			
62-30-02SR X		Hansen 96" Grab Bar, Above Squad bench ILOS SR#2020081F REF #1 Hansen #STKTRAIL96-BLUE 96" Knurled aluminum overhead grab rail, lghted with end stanchions and center stanchion	1		10546252
		With rubber inserts			
68-10-0010		UPHOLSTERY Upholstery, Seamless Vinyl, Solid Color (Standard) solid color seamless	1 1	SJC SJC	INTERIOR FINIS
		All cushion style backs to be installed with butterfly clips at the top and Velcro at the bottom.			
68-10-0126		-- Upholstery Color, Royal Blue	1	SJC	T5-25-0105
68-10-0520		Padded Vinyl Trim (Standard) Vertical and horizontal edges above the monitor/defib and action area	1	SJC	
		FLOOR COVERING	1	SJC	INTERIOR FINIS
68-20-0200		Flooring, Lon Seal "Lon Plate II", LWB With approximately 3" roll up both street side and curbside.	1	SJC	INTERIOR FINIS
68-20-0380		-- Flooring Color, "Lon Plate II", Midnight #443TX	1	SJC	68200380C
		SILL, SCUFF and COT WHEEL PLATES	1	SJC	INTERIOR FINIS
68-30-0100		Floor Sill Plates, Brushed Stainless Steel (Standard)	1	SJC	
		ATTENDANT'S SEAT	1	SJC	INTERIOR COM
69-08-0190		Attendant's Seat, EVS 1880, Comfort, Hi-Back Child Safety w/Per4Max	1	SJC	INTERIOR COM
69-08-019J		-- Seat, Attendant, EVS 1880, Child safety, Comfort, Royal Blue, Per4Max Belt-Black	1	SJC	10788100
69-08-1050		-- Attendant's Seat Base, EVS Swivel 2 Pos	1	SJC	69081050C
		CABINERY PACKAGES	1	SJC	
69-10-0321		Interior Cabinetry, Plywood Medic LML	1	SJC	9980003
69-10-0530		-- Cabinetry Laminate Color: Gray Pampas #4168-6 (Matte)	1	SJC	69100530C
		CEILING FINISHING	1	SJC	CABINERY
69-12-0510		-- Headliner, Patient Compartment, Vinyl Wrapped-LML PVC backer w/ padded white vinyl cover	1	SJC	69120510C
		Along the longitudinal center of the ceiling, a padded cover shall be installed to close-off the electrical wiring chase. It must be covered with vinyl to match the upholstery. There shall be three square access Ports for antenna's in the wire chase.			
		ELECTRICAL (J-BOX) CONSTRUCTION	1	SJC	CABINERY
69-14-0100		-- Electrical (J-Box) - Standard Configuration S1- Dual OHO doors- access panel to condenser behind cabinet	1	SJC	CABINERY
		F- left hinged wood door			
		S2-Dual OHO doors			
69-14-0510		-- Cabinet Below Pass-Thru IATS S2-dual OHO doors	1	SJC	69140510C
		ALS CABINET	1	SJC	CABINERY
69-16-0100		-- ALS Cabinet - Standard Configuration E1/E2-Dual OHO doors w/1 ajd shelf each	1	SJC	69160100C
69-58-0155		-- Doors, RF, Upper, Dual Gen II OHO, Polycarbonate Doors, Clear	1	SJC	

PART NO	S	DESCRIPTION	QTY	ID	REF. NO
69-58-0157		-- Doors, HF, Lower, Dual Gen II OHO, Polycarbonate Doors, Clear	1	SJC	
69-18-0110		-- Glove Box Cabinet, Three Hole Design Above Side Entry Use 3/8" thick Plexi with oval openings to access gloves- see prints Use stainless steel position hinge - 3 per window Must use M1 latches on doors and drawers for CN 10 certification	1	SJC	69180110C
		SQUAD BENCH and COMPONENTS			
69-22-0200		-- Squad Bench Base, Wood Construction M It shall have approximate dimensions of 16.75" high x 21.250" deep x length shown in the prints.	1	SJC	CABINETRY 69220200C
69-22-0410		-- Scuff Plate, Brushed S/S, Squad Bench Riser, Isle Requires 3" rolled floor cove feature w/ 13" +/- S/S overlay above	1	SJC	69220410C
69-22-0710		-- Scuff Plate, Brushed S/S, Squad Bench Riser, Front End Full height on front end of squad bench	1	SJC	69220710C
69-22-0810		-- Scuff Plate, Brushed S/S, Squad Bench Riser, Rear End Full height on rear end of squad bench	1	SJC	69220810C
69-22-1130		-- Squad Bench Lid, Split, 3/4" Plywood It shall have one (1) gas charged strut hold open device installed beneath each lid section. In addition each lid section shall have a Trimark squad bench latch. Lid to overhang bench by 2 inch and have edge trim installed. Lid to "Pop" Open when latch is released.	1	SJC	69221130C
69-22-1200		-- Squad Bench Interior, Plywood w/ Lam	1	SJC	
69-22-1350		-- Restrain Belts, Squad Bench (3) Standard	1	SJC	10566610
69-22-1410		-- Embossed Rubber Liner Under Squad Bench install on floor of storage space under squad bench - adhere rubber w/ adhesive	1	SJC	
69-22-1510		-- Sharps Disposal, Recessed At Head Of Squad Bench IATS Container stored under squad bench lid - accessed via hole in squad bench lid w/ hinged Red Plexi ***One access lid for sharps and trash about 12" with two hinges labeled for each with the McCoy logo**** See Scott H for details	1	SJC	69221510C
69-22-1610		-- Trash Disposal, Recessed At Head Of Squad Bench IATS Container stored under squad bench lid - accessed via 6" hole in squad bench lid w/ hinged Red Plexi ***One access lid for sharps and trash about 12" with two hinges labeled for each with the McCoy logo**** See Scott H for details	1	SJC	69221610C
69-22-1810		-- Pull-Out Drawer Under Squad Bench IATS Box out cabinet area under squad bench w/ slide-out drawer as Indicated in the prints Must use M1 latches on doors and drawers for CN 10 certification Blowaste pull out drawer under S/B	1	SJC	69221810C
69-22-1323		SEAT BELTING SQUAD BENCH: -- Seatbelt, Assy, (4 Point), Per4Max, Black, Vert. Mount- (1) each CN-8 Above bench Lid mounting (1) for CPR side seat (2) for squad Bench	1 3	SJC SJC	10567509

PART NO	S	DESCRIPTION	QTY	ID	REF. NO
69-22-16SR	X	<i>/-- Podium At head of Squad bench</i> SRC2020185F -podium at head of S/b notched out for recessed sharps and trash with McCoy Logo-2 drawers 4"H each pulling out toward the S/B-countertop to match interior-solid surface countertop-platinum.	1		10823290
69-26-0110		<i>/-- Cabinet Above Squad Bench (72" HR ONLY)</i> 7" depth (overall) unless otherwise noted. See Prints. Maximum Height 8 1/4". No struts. R1/R2 Use 1/2" upholstery pad on bottom of cabinet. Use stainless steel position hinge 4 per window Must use M1 latches on doors and drawers for CN 10 certification	1	SJC	69260110C
69-70-0100		<i>/-- KKK Compliancy Regarding Overhead Cabinetry</i> The inclusion of a cabinet over the squad bench or CPR seat on a unit with less than 72" headroom will result in the unit not meeting KKK specification requirements. The end user has been informed of the KKK requirements and this cabinet has been added at the request of, and according to the specifications of, the end user.	1	SJC	CABINERY
69-30-0100		STREETSIDE CABINERY <i>/-- Streetside Cabinetry - Standard Configuration,</i> A1-polycarbonate slider w/1 adjustable shelf A2- polycarbonate slider w/1 adjustable shelf D1- polycarbonate slider B3- bottom hinged OHO door w/cable retention C- top hinged plexi door	1 1	SJC SJC	CABINERY CABINERY
69-34-0110		<i>/-- Scuff Plate IATS, Brushed S/S, Lower Streetside Cabinet Wall</i> Installed from CPR seat down with bend to create lip at bottom	1	SJC	69340110C
69-36-0010		CPR SEAT <i>/-- Refer to Part #14-25- for CPR Seat Construction Info.</i>	1	SJC	CABINERY
69-36-0150		<i>/-- CPR Seat Interior, Plywood w/Laminate</i>	1	SJC	CABINERY
69-36-0190		<i>/-- Embossed Rubber Liner Under CPR Seat</i> Installed on floor of storage space only - adhere rubber w/ adhesive	1	SJC	
69-38-0110		<i>/-- Cabinet Above CPR Seat</i> See prints. Maximum Height 8 1/4". No struts. Use stainless steel position hinge-3 per window 1/2 padding upholstery padding on bottom of cabinet	1	SJC	69380110C
69-70-0100		<i>/-- KKK Compliancy Regarding Overhead Cabinetry</i> The inclusion of a cabinet over the squad bench or CPR seat on a unit with less than 72" headroom will result in the unit not meeting KKK specification requirements. The end user has been informed of the KKK requirements and this cabinet has been added at the request of, and according to the specifications of, the end user.	1	SJC	CABINERY
69-40-0120		ACTION / MONITOR-DEFIB. AREA COMPONENTS <i>/-- Countertop, Action Area, Solid Surface Material</i> Solid surface counter with 1/2" lip-upper/lower	1 1	SJC SJC	CABINERY
69-40-0610		<i>/-- Solid Surface Countertop Color - Platinum</i>	1	SJC	69400610C
69-40-0220		<i>/-- Countertop, Monitor/Defib, Solid Surface Material</i> Solid surface counter with 1/2" lip-upper/lower	1	SJC	
69-40-0610		<i>/-- Solid Surface Countertop Color - Platinum</i>	1	SJC	69400610C
69-42-0110		<i>/-- Pull-Out Drawer Under AA w/ Flip-up Plexi Writing Surface</i> Interior drawer size: 14" wide x 15" deep x 3" high - fabricate a diamond	1	SJC	69420110C

PART NO	S	DESCRIPTION	QTY	ID	REF. NO
		plate cover to protect the drawer cabinet extending into the SS#2 compartment			
69-46-0110		<i>-- Inside Access to Exterior Compartment IATS</i> (1) compartment #5 to R3- Right hinged OHO door Compartment at Inside/outside access must be full depth.	1	SJC	69460110C
		SHELVES and SHELVING COMPONENTS	1	SJC	CABINENTRY
69-48-0120		<i>-- Cabinet Shelves, 3/4" Plywood w/ Laminate</i> (1) A1 (1) A2 (1) S1 (1) S2 (1) E1 (1) E2	6	SJC	69480120C
69-48-0310		<i>-- Shelf Liner, Embossed Rubber IATS (for all non-alum shelves)</i> Glue embossed rubber to the floor of all wood shelves	1	SJC	69480310C
69-48-0430		<i>-- Cabinet Shelf Track, Unistrut Aluminum</i> Upgrades all interior cabinet shelf tracks - including ALS cabinet	1	SJC	69480430C
		DIVIDERS	1	SJC	CABINENTRY
		CABINET DOORS/WINDOWS and DRAWERS	1	SJC	CABINENTRY
		Trim out all door openings, Doors and drawers.			
69-52-0150		<i>-- Cabinet Doors/Windows, General (Plywood)</i>	1	SJC	CABINENTRY-MM
69-58-0122		<i>-- Polycarbonate, Clear</i> polycarbonate	1	SJC	
69-58-0123		<i>-- Sliding doors with latching handles</i> Polycarbonate sliding doors with Spring loaded latching handles A1,A2,D1	3	SJC	10411109
69-60-0120		<i>-- Door/Drawer Latch, Southco (3/4" Door) Non-Locking- CN 10 -Rated at 10lbs</i> (1) Drawer under A/A (1) Drawer under S/B (2) drawers at podium (1) F	5	SJC	VO-14-2075
69-60-0123		<i>-- Door/Drawer Latch, Southco (3/8" Door), 2IN S/S, Non-Locking - CN 10 -Rated at 1</i> (2) glove box above curbside entry (1) C (2) R1 (2) R2 (self latching) Flush Mount. Non-Locking	7	SJC	SO-LATCH-3590
69-56-0418		<i>-- Additional Cabinet Door(s) Hinged Polycarbonate</i> S1-Dual OHO doors with Integral latch(s)	1	SJC	10411110
69-56-0418 X		<i>-- Additional Cabinet Door(s) Hinged Polycarbonate</i> B3-bottom hinged OHO door R3-right hinged OHO door with Integral latch(s)	2		10411110
		MEDICAL SYSTEMS and COMPONENTS	1	SJC	MEDICAL SYST
		OXYGEN SYSTEM and EQUIPMENT	1	SJC	MEDICAL SYST
71-10-0100		Oxygen System - General	1	SJC	MEDICAL SYST
71-12-0110		On-Board Oxygen Regulator, Manual, 50 psi Ship Loose unless otherwise directed	1	SJC	71120110C

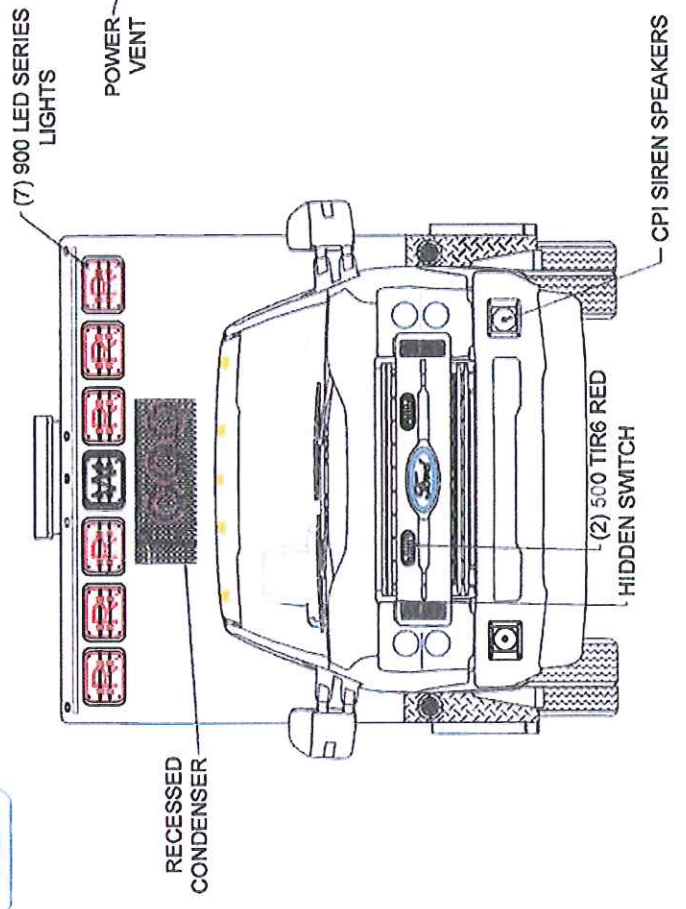
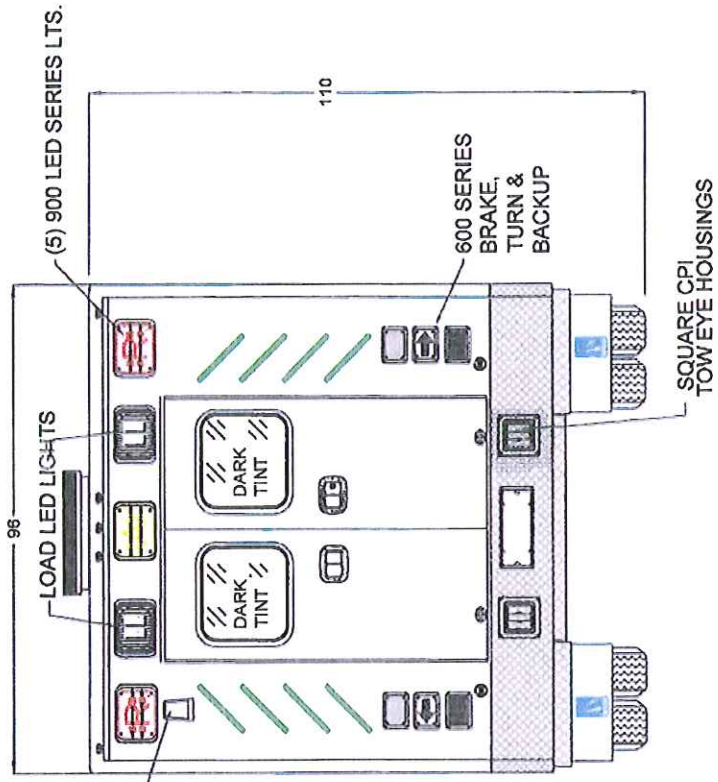
PART NO	S	DESCRIPTION	QTY	ID	REF. NO
71-14-0150		On-Board Oxygen Cylinder Bracket, ZICO QR-MV STANDARD To be mounted on two (2) 56" adjustable shelf tracks. In compartment 1 Wall #2	1	SJC	MEDICAL SYST
71-00-1940		-- On-Board Cylinder Bracket, ZICO QR-MV	1	SJC	2300222
71-00-1975		-- Track, Unistrut for Oxygen Rack	1	SJC	SO-TRACK-3130
71-16-0100		Oxygen Cylinder Wrench (Standard)	1	SJC	2350810
71-20-0100		Oxygen Outlets, Ohio Style Quick Disconnect (2 in Action Area) (2) in Action Area	1	SJC	71200100C
71-00-1400		-- Oxygen Outlets, Ohio Style Quick Disconnect	2	SJC	
71-22-0110		Oxygen Outlets, Ohio Style Quick Disconnect IATS (Passive) Location: CS Wall at head of Squad Bench	1	SJC	2310015
		MEDICAL AIR SYSTEM and EQUIPMENT	1	SJC	MEDICAL SYST
		VACUUM SYSTEM and EQUIPMENT	1	SJC	MEDICAL SYST
71-50-0120		Vacuum System, On-Board w/o Ohio Style Outlet	1	SJC	MEDICAL SYST
71-54-0110		-- Vacuum Pump, Electric (Standard Types I and III) Installed in SS#2 w/ mesh wire cover unless specified otherwise	1	SJC	71001550C
71-56-0100		-- Vacuum, Aspirator, RICO RS4X w/1001B Disposable	1	SJC	2300425
		IV SYSTEM and EQUIPMENT	1	SJC	MEDICAL SYST
73-10-0100		IV Hangers, Cast Products Recessed in Ceiling	1	SJC	MEDICAL SYST
71-00-0100		-- IV Hangers, Cast Products Recessed in Ceiling (1)-Curbside (1)-Street side per prints	2	SJC	2350518
		BIO-WASTE CONTAINERS	1	SJC	MEDICAL SYST
73-32-0120		Sharps Container, Straight Drop Style, 3-Quart, Ship Loose Install in drawer under S/B	1	SJC	MEDICAL SYST
71-00-0750		-- Sharps Container, Straight Drop Style, 3-Quart	1	SJC	71000750C
73-40-0120		Trash Container, 2 Gallon, Installed Install in drawer under S/B	1	SJC	MEDICAL SYST
71-00-0510		-- Trash Container, 2 Gallon	1	SJC	71000510C
		COT FASTENERS	1	SJC	COT / STRETCH
79-14-0190		-- Stryker Power/Performance Load - Add Floor Structure Plates and Wiring for Futur Additional floor structure for future installation of a Stryker #6390 Power-LOAD system Includes pre-wire which will terminate under the attendant's seat	1	SJC	PF-26-3450
79-14-0196		-- Center mount	1	SJC	
79-14-0201		-- Do NOT cut Floor for Cot Mount Floorplate	1	SJC	
		STRETCHERS and EQUIPMENT	1	SJC	COT / STRETCH
		DECALS and LETTERING	1	SJC	DECALS / STRIP
80-18-0600		Decals, "McCoy" Logo Install... one on each fender, one on passenger rear - lower area one in Action Area one on curbside wall by side entry door	1	SJC	80180600C
		PAINT	1	SJC	PAINT
		MODULE PAINT	1	SJC	PAINT
84-10-1001		Paint, Module, Sikkens - White (Standard) Wheels remain OEM color Ford white: FA91:YZ	1	SJC	84101001C
		CHASSIS PAINT	1	SJC	PAINT
		OEM			

PART NO	S	DESCRIPTION	QTY	ID	REF. NO
		PAINT STRIPING	1	SJC	PAINT
		MISCELLANEOUS EQUIPMENT and COMPONENTS	1	SJC	MISC. EQUIPME
90-10-0100		Quick Clip Strap, Exterior Compartment (Standard) Installed in rear backboard compartment unless directed otherwise - nylon web strap w/ quick clip/buckle and two (2) footmans loops	1	SJC	2359957
90-14-0100		Interior Safety Signs (Standard) Two (2) NO SMOKING-OXYGEN EQUIPPED and two (2) FASTEN SEAT BELTS signs, one (1) each in the cab and in the patient compartment, 110V for each 110V outlet, "Authorized Service Only" sticker in J Box.	1	SJC	90140100C
90-22-0100		Owner's Manual / Equipment Packet / OEM Manual	1	SJC	
97-00-0001		Indemnification Statement The purchaser agrees to defend, indemnify and hold Rev Ambulance Group harmless from any claims, costs (including actual attorneys' fees), damages and liabilities caused in whole or in part by any alteration or modification of, or changes or additions to the purchased products OR use of product for purposes it was not designed or intended for.	1	SJC	
		WARRANTIES	1	SJC	WARRANTY
98-00-0202		Warranty, Ambulance Module Structure, Twenty (20) Years	1	SJC	0589996-18
98-00-0211		Warranty, Ambulance Conversion Electrical, Limited	1	SJC	0589993-14
98-00-0221		Warranty, Ambulance General Conversion, Twelve (12) Month, Unlimited Mileage	1	SJC	0589998-14
98-00-0231		Warranty, Cabinet Construction, Limited Lifetime	1	SJC	ZZ100701-14
98-00-0302		Warranty, Modular Body Paint, Five (5) Years	1	SJC	0599997-14



BE ADVISED THAT THESE ARE PRELIMINARY LAYOUTS INTENDED TO ILLUSTRATE DESIGN INTENT AND DIMENSIONS ARE FOR REFERENCE ONLY PRIOR TO FINAL ENGINEERING

DEALER SIGNATURE

529843 MC STOCK 2020

2737 FORSYTH RD, WINTER PARK, FL 32792
PHONE: 407-577-7777

McCOY MILLER

TYPE 1 FORD F-550 4X4

BODY: 170" L X 96"W X 72"H PASS THRU

PG. 1 OF 9

FRONT/REAR ELEVATION

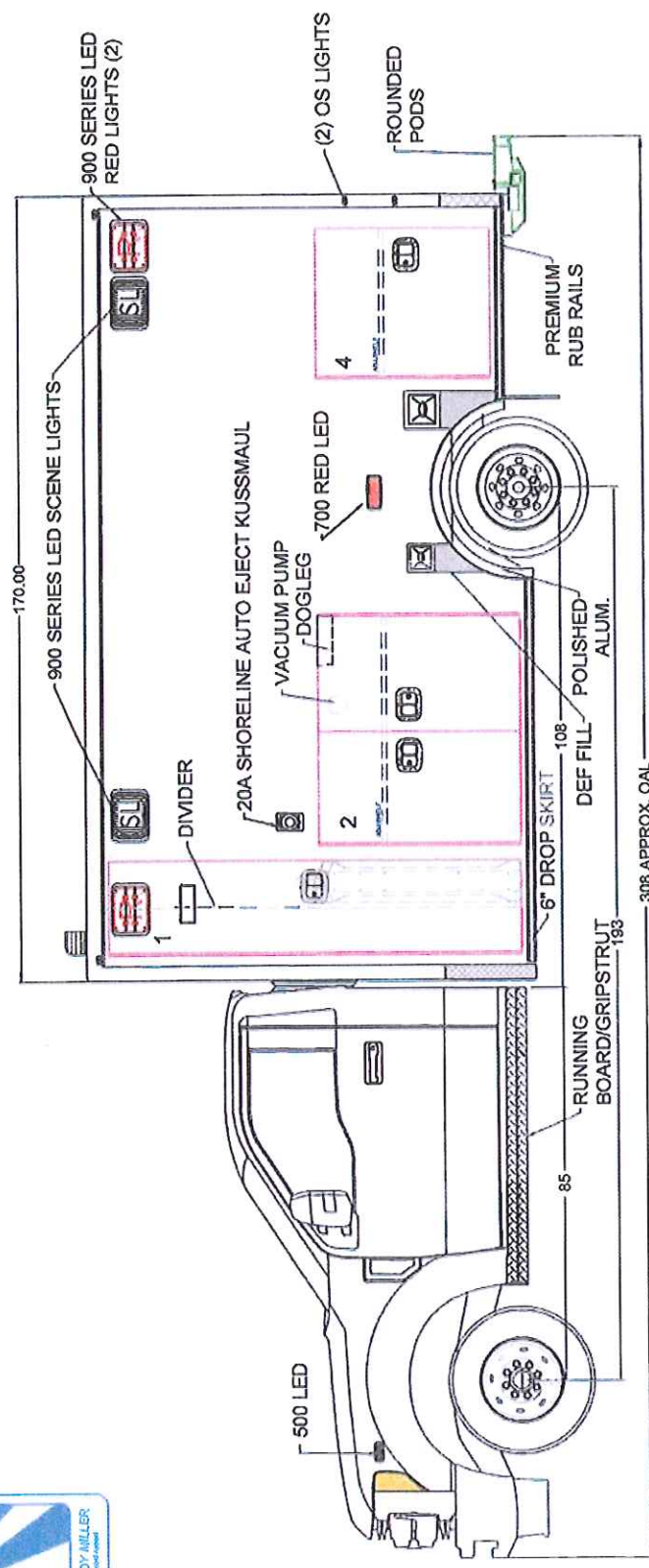
08/03/20

DLM

MM166012



BE ADVISED THAT THESE ARE PRELIMINARY LAYOUTS INTENDED TO ILLUSTRATE DESIGN INTENT AND DIMENSIONS ARE FOR REFERENCE ONLY PRIOR TO FINAL ENGINEERING



529843 MC STOCK 2020

2737 FORSYTH RD, WINTER PARK, FL 32792
PHONE: 407-877-7777

McCOY MILLER

TYPE 1 FORD F-550 4X4

BODY: 170" L X 96"W X 72"H PASS THRU

PG. 2 OF 9

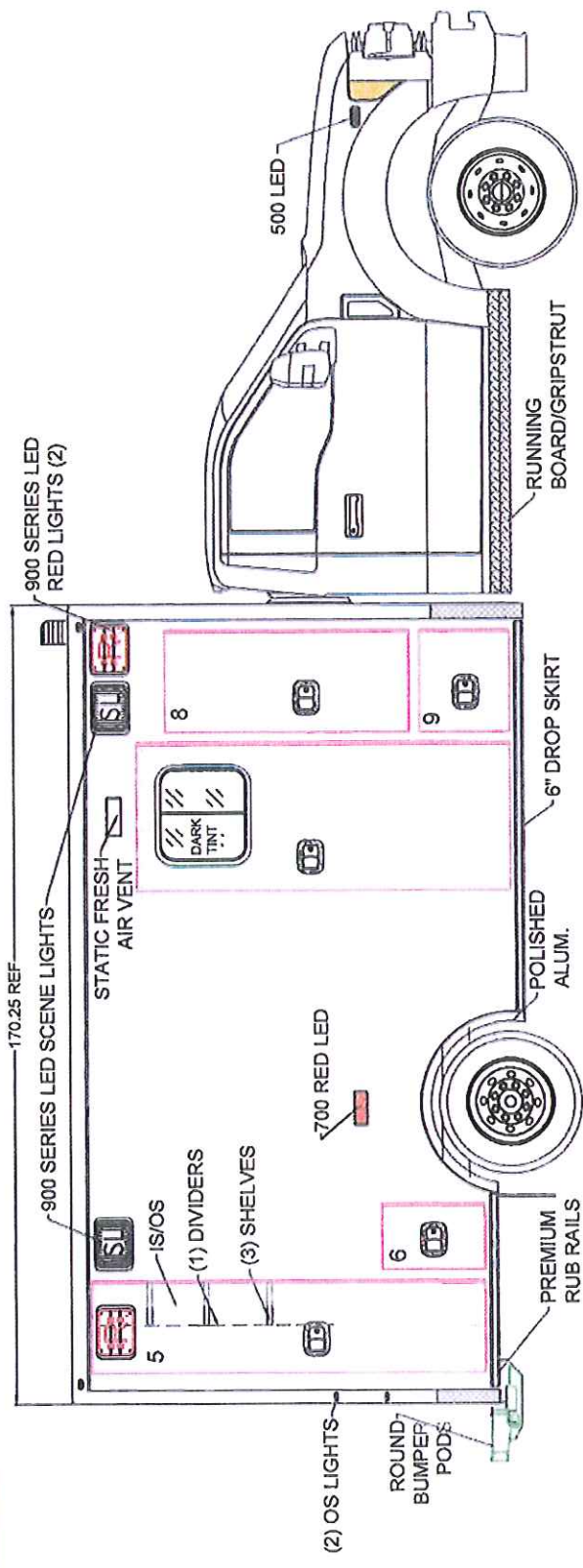
COMPARTMENT SIZES INSIDE DIMENSIONS			JAMB OPENING		
NO.	HEIGHT	WIDTH	DEPTH	HEIGHT	WIDTH
1	89.50	22.00	19.25	88.75	19.75
2	46.25	50.25	19.25	43.25	48.00
4	40.25	35.75	19.25	37.25	32.50

STREETSIDE EXT. ELEVATION 08/03/20

DLM MM166012



BE ADVISED THAT THESE ARE PRELIMINARY LAYOUTS INTENDED TO ILLUSTRATE DESIGN INTENT AND DIMENSIONS ARE FOR REFERENCE ONLY PRIOR TO FINAL ENGINEERING



529843 MC STOCK 2020

2737 FORSYTH RD, WINTER PARK, FL 32792
PHONE: 407-577-7777

McCOY MILLER

TYPE 1 FORD F-550 4X4

BODY: 170" L X 96"W X 72"H PASS THRU

PG. 3 OF 9

CURBSIDE EXT. ELEVATION 08/03/20 DLM MM166012

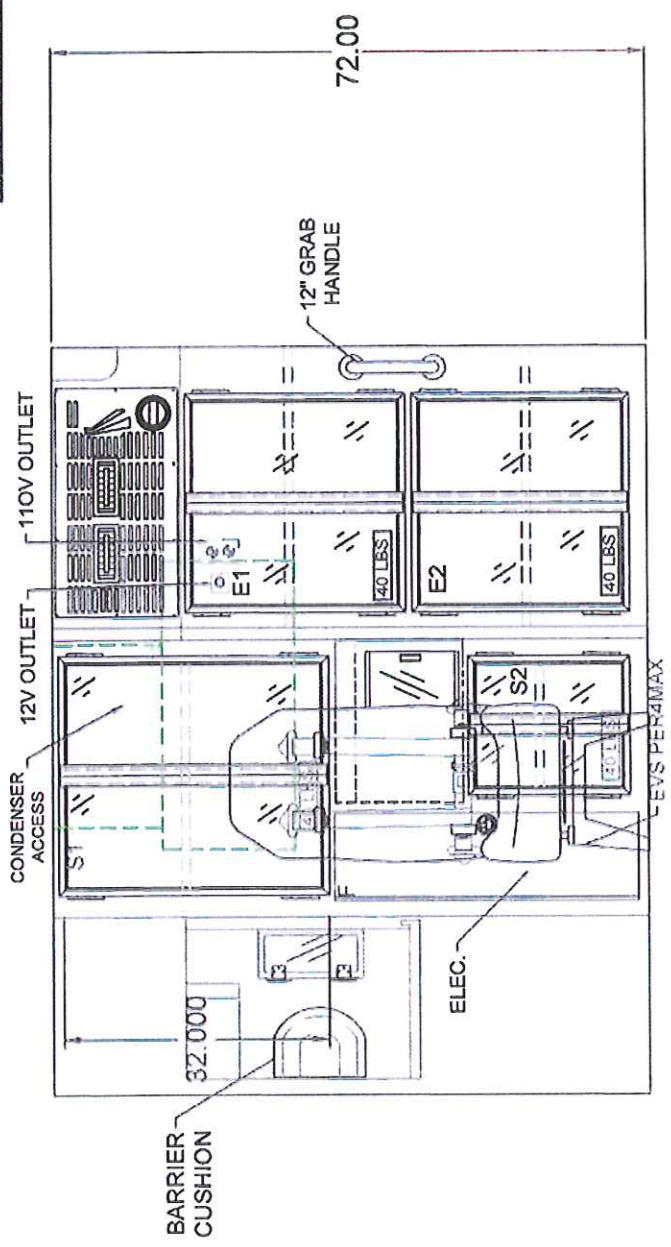
COMPARTMENT SIZES INSIDE DIMENSIONS				JAMB OPENING	
NO.	HEIGHT	WIDTH	DEPTH	HEIGHT	WIDTH
5	86.00	20.50	21.75	82.75	18.25
6	23.75	14.75	19.25	20.75	12.50
8	-	-	-	49.50	20.25
9	19.75	22.50	21.50	19.25	20.25



BE ADVISED THAT THESE ARE PRELIMINARY LAYOUTS INTENDED TO ILLUSTRATE DESIGN INTENT AND DIMENSIONS ARE FOR REFERENCE ONLY PRIOR TO FINAL ENGINEERING

QMI

2737 FORSYTH RD. WINTER PARK, FL 32792
 PHONE: 407-677-7777



CABINET SIZES INSIDE DIMENSIONS			
NO.	HEIGHT	WIDTH	DEPTH
E1	26.00	32.50	23.50
E2	26.00	32.50	23.50
S1	32.25	29.00	11.75
S2	22.00	16.75	13.50
F	37.00	10.75	ELECTRICAL ACCESS

529843 MC STOCK 2020

McCOY MILLER

TYPE 1 FORD F-550 4X4

BODY: 170" L X 96"W X 72"H PASS THRU

FRONT INT. ELEVATION

08/03/20

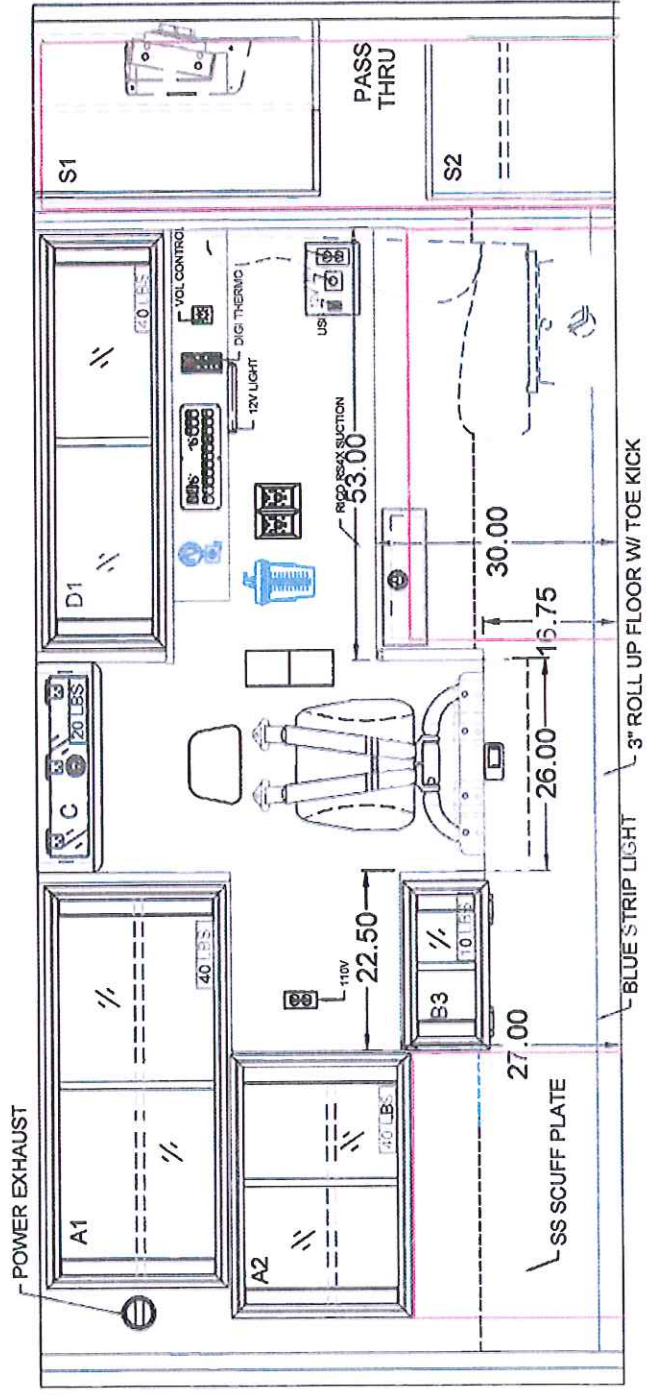
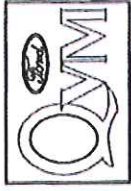
DLM MM166012

PG. 4 OF 9



BE ADVISED THAT THESE ARE PRELIMINARY LAYOUTS INTENDED TO ILLUSTRATE DESIGN INTENT AND DIMENSIONS ARE FOR REFERENCE ONLY PRIOR TO FINAL ENGINEERING

DEALER SIGNATURE



CABINET SIZES INSIDE DIMENSIONS

NO.	HEIGHT	WIDTH	DEPTH
A1	21.00	46.50	20.25
A2	18.75	31.00	18.75
B3	7.75	17.50	18.75
D1	13.00	49.25	13.25
C	5.00	22.87	8.00
DRW	3.00	15.00	14.00

529843 MC STOCK 2020

McCOY MILLER

2737 FORSYTH RD, WINTER PARK, FL 32782
PHONE-407-577-7777

TYPE 1 FORD F-550 4X4


BODY: 170" L X 96"W X 72"H PASS THRU

PG. 5 OF 9

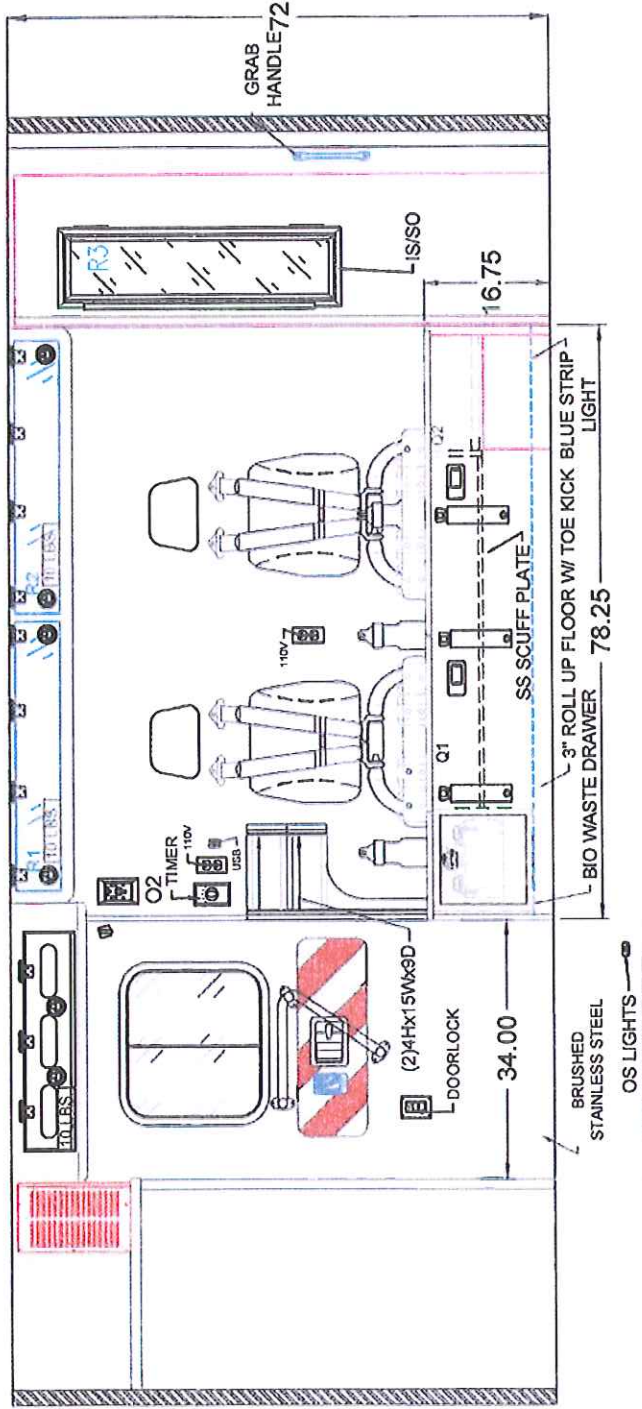
STREETSIDE INT. ELEVATION 08/03/20

DLM MM166012

BE ADVISED THAT THESE ARE PRELIMINARY LAYOUTS INTENDED TO ILLUSTRATE DESIGN INTENT AND DIMENSIONS ARE FOR REFERENCE ONLY PRIOR TO FINAL ENGINEERING



DEALER SIGNATURE



CABINET SIZES INSIDE DIMENSIONS

NO.	HEIGHT	WIDTH	DEPTH
Q1	8.75	46.50	19.75
Q2	4.25	16.25	19.75
R1	5.50	36.87	8.00
R2	5.50	36.87	8.00
R3	38.00	10.00	IS/OS

529843 MC STOCK 2020

McCoy Miller

2737 FORSYTH RD, WINTER PARK, FL 32792
PHONE 407-877-7777

TYPE 1 FORD F-550 4X4

BODY: 170" L X 96"W X 72"H PASS THRU

PG. 6 OF 9

CURBSIDE INT. ELEVATION


08/03/20

DLM

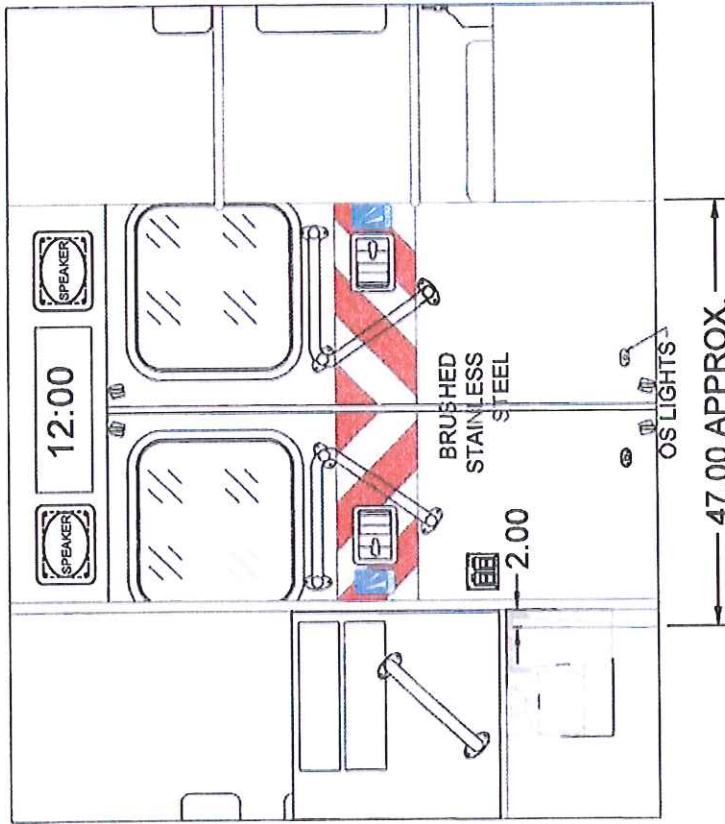
MM166012



BE ADVISED THAT THESE ARE PRELIMINARY LAYOUTS INTENDED TO ILLUSTRATE DESIGN INTENT AND DIMENSIONS ARE FOR REFERENCE ONLY PRIOR TO FINAL ENGINEERING



DEALER SIGNATURE



CABINET SIZES INSIDE DIMENSIONS			
NO.	HEIGHT	WIDTH	DEPTH

529843 MC STOCK 2020

McCOY MILLER

2737 FORSTH RD, WINTER PARK, FL 32792
PHONE: 407-677-7777

TYPE 1 FORD F-550 4X4

BODY: 170" L X 96"W X 72"H PASS THRU

REAR INT. ELEVATION

08/03/20

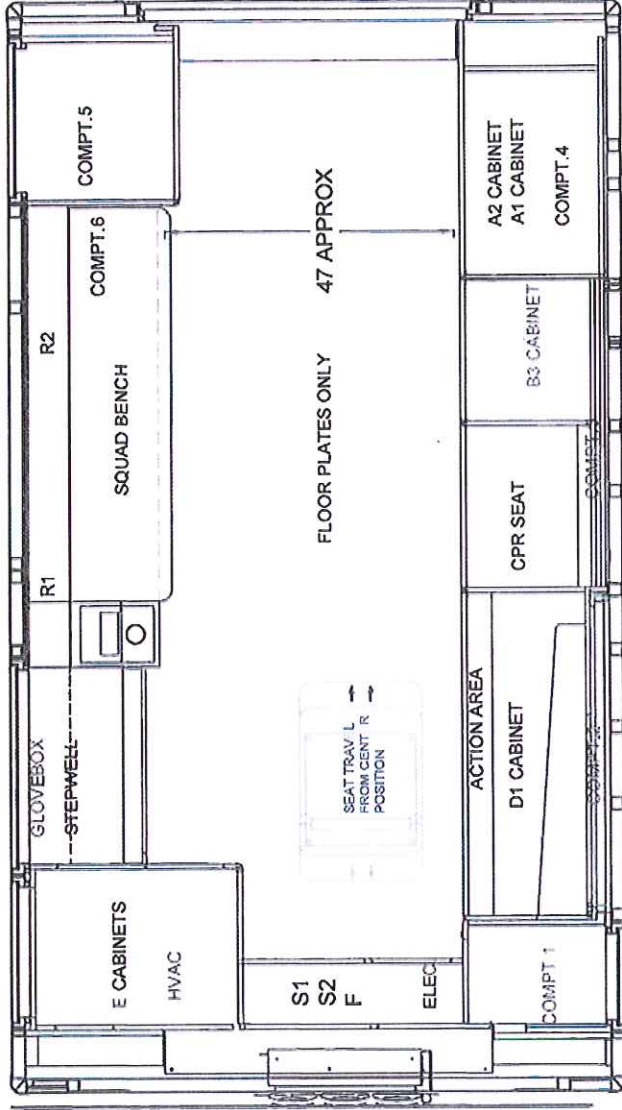
DLM

MM166012

PG. 7 OF 9



DEALER SIGNATURE



529843 MC STOCK 2020

2737 FORSYTH RD, WINTER PARK, FL 32792
PHONE: 407-677-1777

McCoy MILLER

TYPE 1 FORD F-550 4X4

BODY: 170" L X 96"W X 72"H PASS THRU

BE ADVISED THAT THESE ARE PRELIMINARY LAYOUTS INTENDED TO ILLUSTRATE DESIGN INTENT AND DIMENSIONS ARE FOR REFERENCE ONLY PRIOR TO FINAL ENGINEERING

FLOOR PLAN

08/03/20

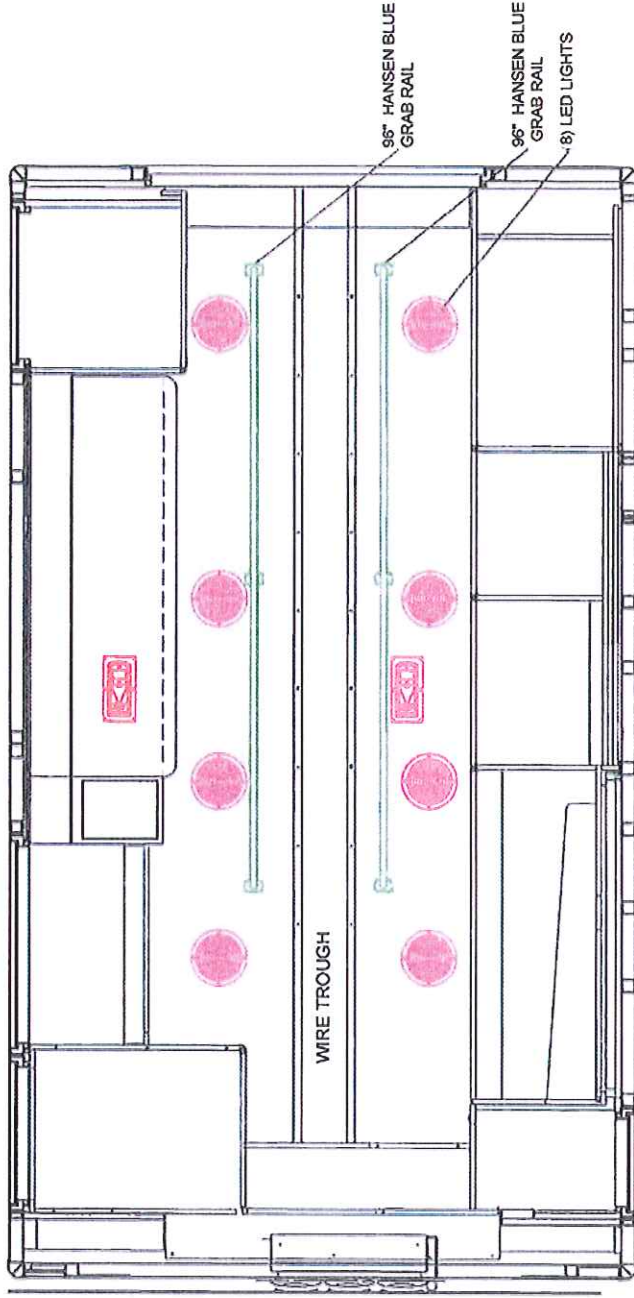
DLM

MM166012

PG. 8 OF 9



DEALER SIGNATURE



529843 MC STOCK 2020

McCOY MILLER

2737 FORSYTH RD, WINTER PARK, FL 32792
PHONE: 407-677-7777

TYPE 1 FORD F-550 4X4

BODY: 170" L X 96"W X 72"H PASS THRU

PG. 9 OF 9

FLOOR PLAN

08/03/20

DLM MM166012

BE ADVISED THAT THESE ARE PRELIMINARY LAYOUTS INTENDED TO ILLUSTRATE DESIGN INTENT AND DIMENSIONS ARE FOR REFERENCE ONLY PRIOR TO FINAL ENGINEERING

From: Matt Killeen

To: Chief Hutton

Subject: Covid-19 Transport Ambulance

Chief,

We are using 1932 to transport covid-19 patients. This ambulance has a walk-through design which makes it difficult to completely seal the cab from the patient care area. The purchase of an ambulance built on an F550 chassis would separate the patient care compartment from the driver.

This ambulance would also utilize anti-microbial materials from the vinyl on the seats and floor to the Kydex finish on the walls. The vinyl headliner, plexiglass cabinet doors, slides are all anti-microbial. All stainless options are surgical grade, and everything is sealed to not create crevices that harbor bacteria. The solid surface (Corian) countertops are antimicrobial. A HEPA filtration system will remove contaminants over the standard HVAC system. Code 3 LED UV lights would provide continuous disinfection to the air and surfaces while illuminating the patient care area. An Evergreen system would provide U-VC disinfection lamps to sanitize the patient care area after a transport.

The amount of covid-19 positive patient transports has increased. Kirtland Rehab's outbreak is growing. There is a concern that the winter will bring flu and increased covid-19 cases. This new ambulance would provide a safer environment for crew members and patients.

The costs are as follows:

2020 McCoy Miller Demo Unit on F550 Chassis- \$209,249

Opticom- \$1900


RCI Drug Box Lock and Cabinet- \$950

Code 3 Vital Vio LED UV Lights-\$700

Hoseline HEPA Filter System- \$1100

Evergreen U-VC Disinfection System-\$3200

Approximate Total Cost- \$217,099



City of Kirtland

9301 Chillicothe Road
Kirtland, Ohio 44094

City of Faith and Beauty

(440) 256-3332
Fax (440) 256-9301
www.kirtlandohio.com

Coronavirus Relief Fund Local Government Assistance

This form was created to ensure all requests for (CRF) funding meet specific criteria as established by the Fund. Items to include with this request are as follows:

- 1) This form
- 2) Corresponding literature
- 3) Quote if available

Item being requested: **Ambulance**

Cost: **\$217,144**

Quantity: **1**

Does the Item being requested meet the following criteria as established by the CRF and the State of Ohio? Provide supporting explanation for each.

1. Is a necessary expenditure incurred due to the public health emergency with respect to the Coronavirus Disease 2019 (COVID-19).

Yes, it is necessary as we have more patients and call volume as a result of the coronavirus. Persons seeking medical assistance along with transportation to the hospital that have or present with symptoms of the coronavirus impact both our personnel and response capabilities.

2. Item(s) being requested were not part of the approved budget as of March 27, 2020.

No, this was not a planned expense for this year's budget.

3. Item(s) were incurred during the period that begins March 1, 2020 to December 30, 2020.

It is understood that we would need to take delivery of the additional ambulance by the end of the year. It is also understood that the sooner we can get this vehicle the safer our response will be for both our patients and paramedics.



In order to reduce the risk of SARS-CoV-2 transmission, we believe this item is beneficial because:

We are in need of an additional ambulance to support the transportation of patients with the highly contagious virus of COVID-19. An ambulance as described below would also keep our paramedics and other patients safer from the possibility of spread via airborne or surface contamination.

This ambulance would have the ability to isolate the cab crew area from the patient compartment and thus eliminate the exposure to additional personnel driving the vehicle and the potential for the airborne spread of the virus into this area where others may be exposed.

This ambulance would be equipped with multi-stage HEPA filters in the HVAC system to further control the spread of air borne contaminants in the patient compartment and would be separate from the cab HVAC system.

This ambulance would be equipped with anti-microbial LED UV lighting system in the patient compartment to protect the interior environment for a variety of pathogens. The lighting will actually destroy or limit the amount of virus or any other airborne or surface contaminants from being a source of exposure.

This ambulance would also be equipped with the EPA approved decontamination system meeting OSHA and NFPA specifications for a complete and thorough cleaning of the vehicle after a suspected patient of the virus leaves the vehicle so that the next patient or crew members can eliminate the spread from previous persons that had the virus.

This applies to the following guidance as provided by the State of Ohio and the Federal government.

The intent of the CARES Act is to assist local municipalities in not only the financial impact of the virus but to keep our staff safe while providing needed support to the public of which we serve.

Specific guidance (permissible use of funds) allows for the purchase as follows:

- 1.) Coronavirus Relief Fund (CRF) Local Government Assistance Programs – Ohio Office of Budget Management – July 16, 2020 – Page 2,3**

“Emergency medical response expenses related to COVID-19, including emergency Medical transportation.”

“Personal Protective Equipment to address the current COVID-19 pandemic”

“Expenses for acquisition, distribution, and disposal of medical and protection supplies, including sanitizing products and personal protective equipment, for medical personnel, police officers, social workers, child protection services, and child welfare officers, direct service providers for older adults and individuals with disabilities in community settings, and other public health or safety workers in connection with the COVID-19 public health emergency.”

2.) Coronavirus Relief Fund – Guidance for State, Territorial, Local and Tribal Governments Updated June 30, 2020 – Nonexclusive examples of eligible expenditures – Page 3

“Emergency medical response expenses related to COVID-19, including emergency medical transportation.”

“Expenses for acquisition, distribution, and disposal of medical and protection supplies, including sanitizing products and personal protective equipment, for medical personal, police officers, social workers, child protection services, and child welfare officers, direct service providers for older adults and individuals with disabilities in community settings, and other public health or safety workers in connection with eh COVID-19 public health emergency.”

3.) Ohio Office of Budget Management – Online seminar PowerPoint – Slides 24 and 25

“Emergency medical response expenses related to COVID-19, including emergency medical transportation.”

“Expenses for acquisition, distribution, and disposal of medical and protection supplies, including sanitizing products and personal protective equipment, for medical personal, police officers, social workers, child protection services, and child welfare officers, direct service providers for older adults ad individuals with disabilities in community settings, and other public health or safety workers in connection with eh COVID-19 public health emergency.”

“Expenses for public safety measures undertaken in response to COVID-19.”

While all of these references used the same material, it comes from both the Federal and State governments and in multiple media formats. We are making this purchase because the coronavirus has increased patient volume with a highly contagious virus that has the possibility of killing emergency response personnel if they contract the disease. We have never been more exposed to a communicable disease than we are right now. The CRF gives us the ability to ensure, as best as possible, the safety of our personnel which I believe is “necessary”.

The first criteria for the guidance as previously addressed, “is the item to be purchased necessary.” The State provided guidance on what they believe to be necessary in five bullet points during their webinar. Reference PowerPoint slide 20.

“Incurred due to the COVID-19 public health emergency meaning actions taken to respond top the public health emergency.”

“Expenditure incurred to allow government to respond directly to the emergency and includes second-order effects for the emergency such as economic support of individuals suffering or business interruptions due to COVID-19 related business closures.”

“Necessary is a key component and very broad.”

"Expenditure is reasonably necessary for its intended use in the reasonable judgement of the government officials responsible for spending the fund payments"


"Documentation of decisions can assist to alter justify the expenditures."

In all aspects of this purchase we meet the guidance as we have increased our call volume as a result of the coronavirus, and we transport these patients to the hospital. The purchase meets the necessary criteria and is reasonable. The costs incurred is directly making our response safer for both the patients and the paramedics as this highly contagious virus can be controlled with specialized equipment that limits the spread to others. Limiting spread and providing safety for our first responders is what I believe to be the intent of the CARES Act and we meet that criteria with this purchase.

City Department: Fire Department

Print Name: Anthony P. Hutton – Fire Chief

Signature: _____



Date: _____

9-30-2020